



Salary report Pro

Administrative Worker - Administration

Administration

9 May 2022

Administrative Worker - Administration

Total gross salary
(median)

337,450 Ft

Region: Hungary
Work experience: all experience levels
Company size: all company sizes
Education: all education levels
Industry: all industries
Methodology: Regress model, 871 real salaries

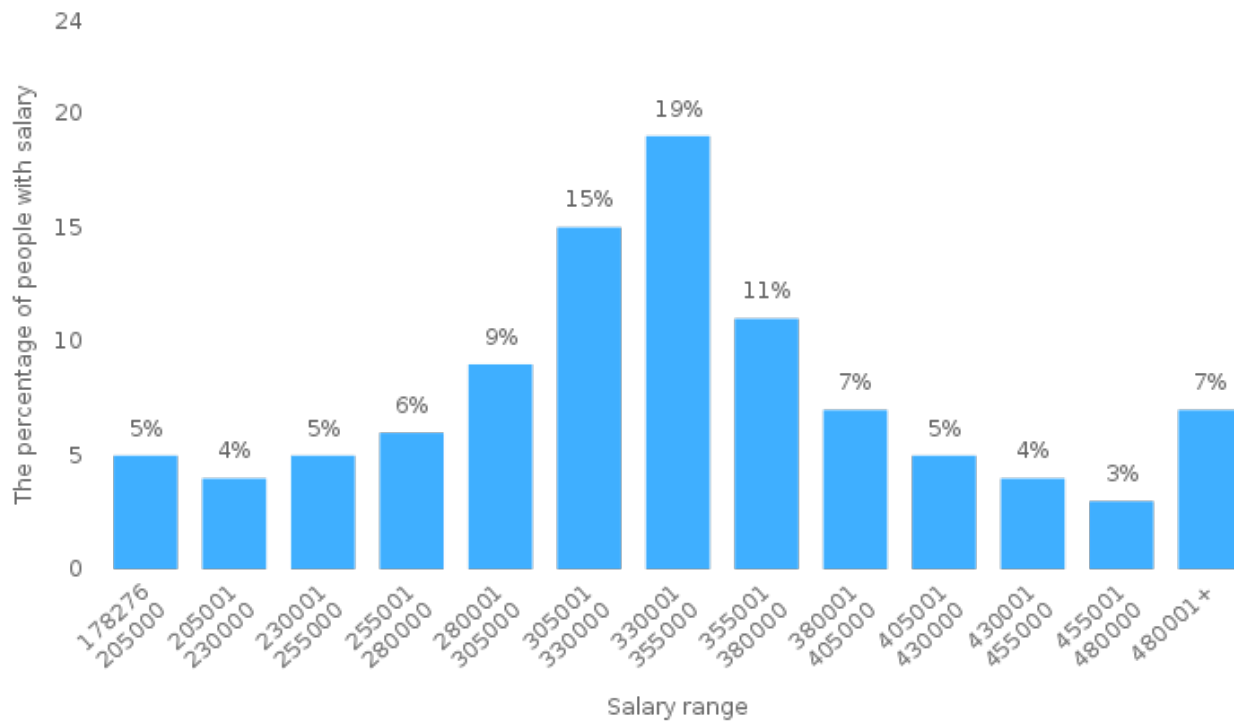
Examples of represented companies: Dreher Sörgyarak Zrt.,t,e,Allianz Hungária Biztosító Zrt.,Simmelweis Egyetem

Description of job position

- Transcribing documents using computers.
- Recording of incoming and outgoing correspondence.
- Handling corporate correspondence, email, and phone calls.
- Operating copier and fax equipment.
- Filing and locating documents.
- Welcoming and taking care of visitors, preparing and serving refreshments.
- Recording the minutes in meetings and negotiations.
- Reserving accommodation, travel tickets, airline tickets, and similar tasks.
- Responsibility for purchasing office supplies and other goods consumed on a daily basis.
- Managing the cash box and responsibility for entrusted cash and valuables.

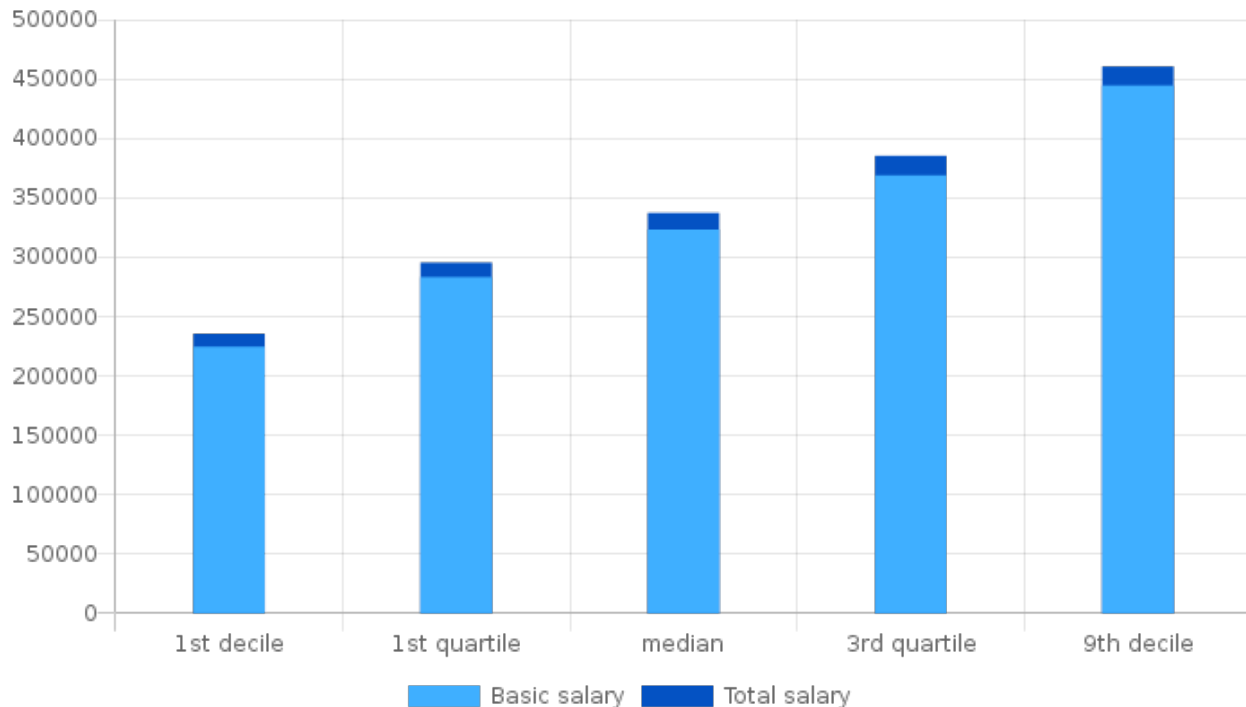
Salary ranges

Region: Hungary



Salary span

Region: Hungary

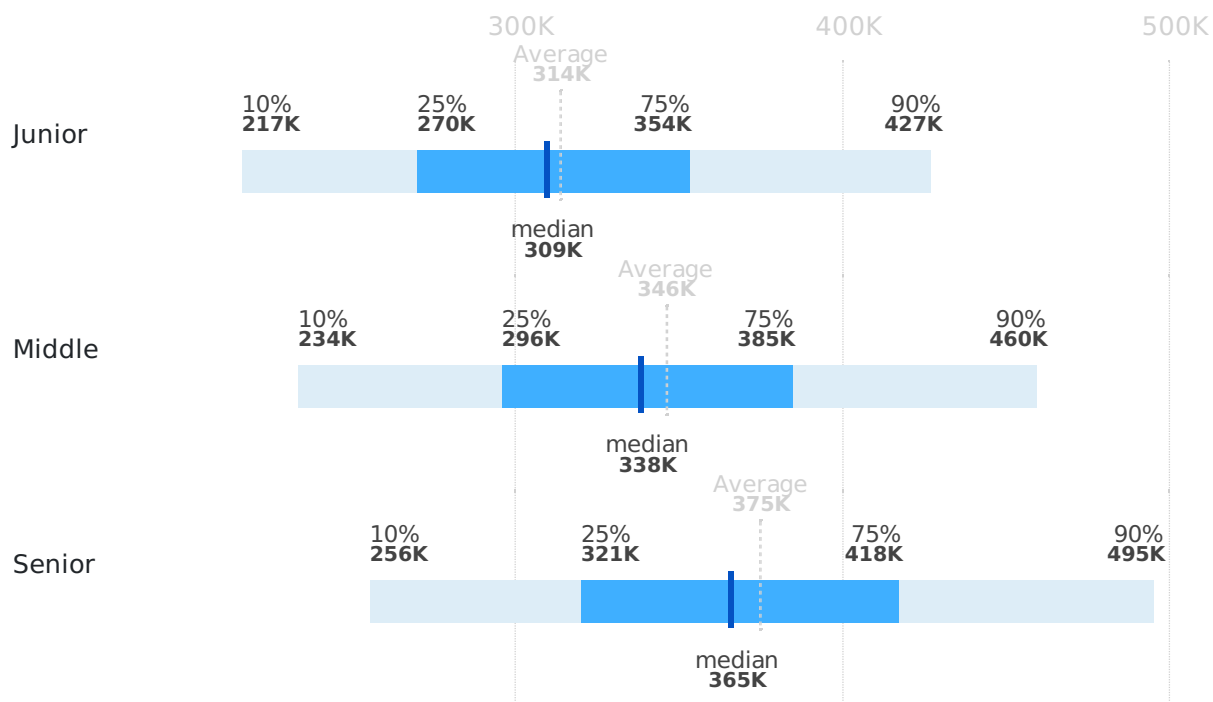


	Average	1st decile	1st quartile	median	3rd quartile	9th decile
Basic salary	329,665	224,730	283,380	323,391	369,068	444,781
Total salary	344,957	235,661	295,618	337,450	385,529	460,857

**The total income includes a proportionate share of the financial benefits received throughout the year (e.g. Christmas bonus salary, bonus, commission) and the monthly variable salary component.

Salaries by work experience

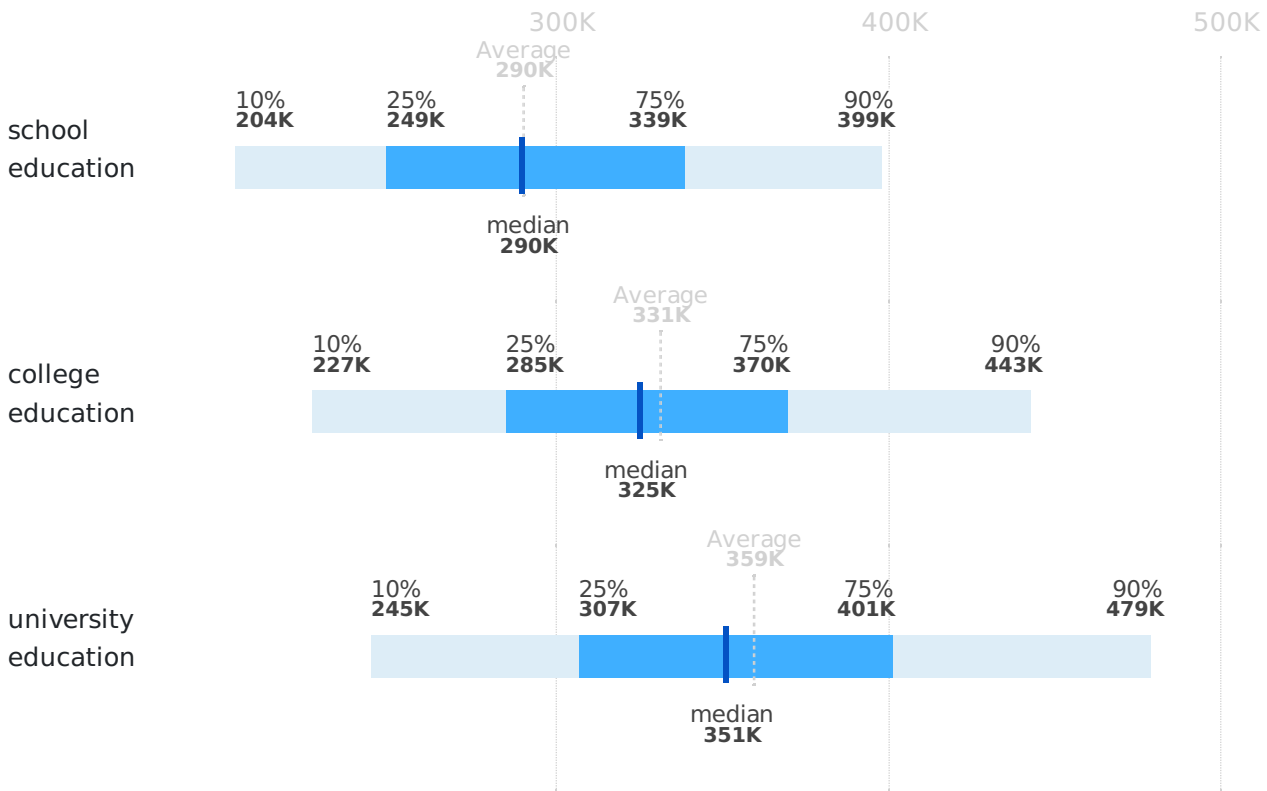
Region: Hungary



	Average	1st decile	1st quartile	median	3rd quartile	9th decile
Junior	313,837	216,889	270,163	309,132	353,509	427,337
Middle	346,060	233,837	296,006	337,902	385,087	459,519
Senior	374,848	256,062	320,560	365,175	417,785	495,457

Salaries by education

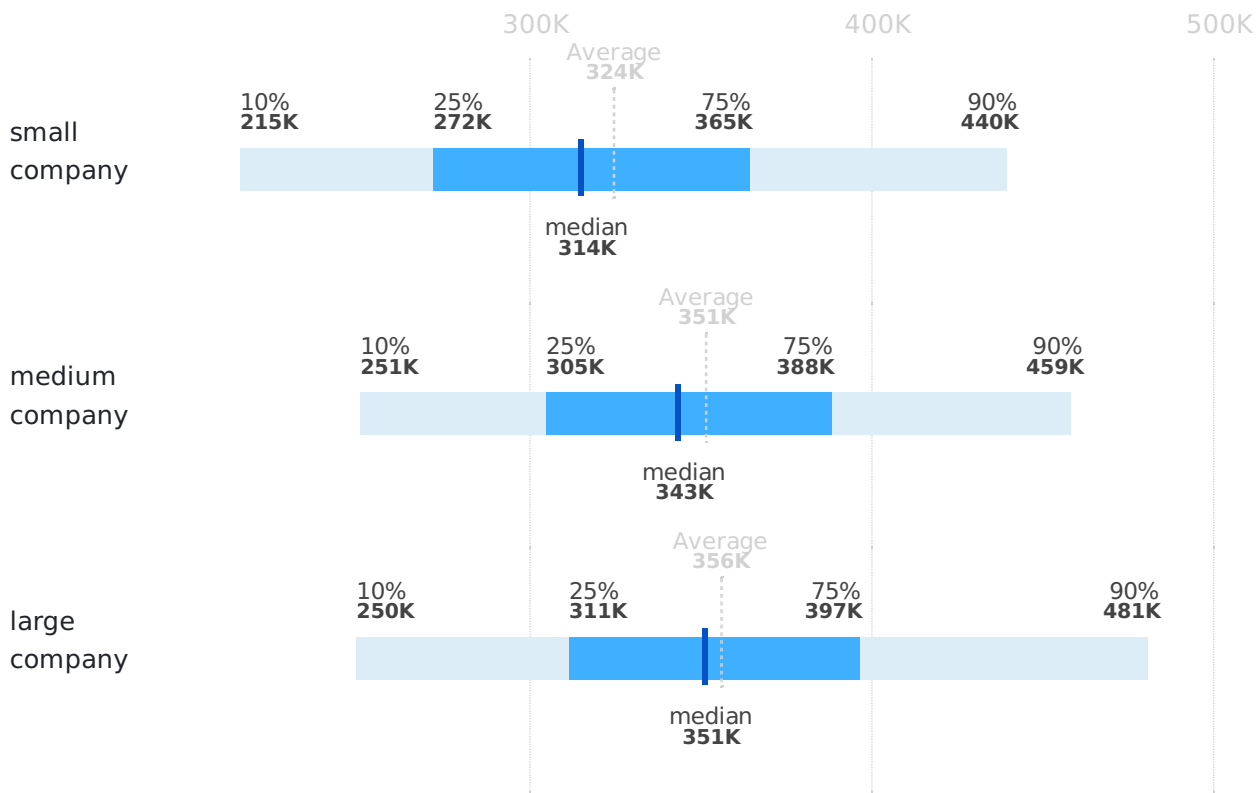
Region: Hungary



	Average	1st decile	1st quartile	median	3rd quartile	9th decile
school education	290,260	203,952	249,210	289,502	338,888	398,583
college education	331,252	226,924	284,993	324,914	369,804	442,916
university education	359,407	244,741	306,991	350,581	401,432	479,381

Salaries by company size

Region: Hungary



	Average	1st decile	1st quartile	median	3rd quartile	9th decile
small company	324,326	215,446	271,769	314,373	364,624	439,876
medium company	351,285	250,595	304,837	342,637	388,404	458,725
large company	355,609	249,554	311,398	350,548	396,744	481,187

Salaries by regions

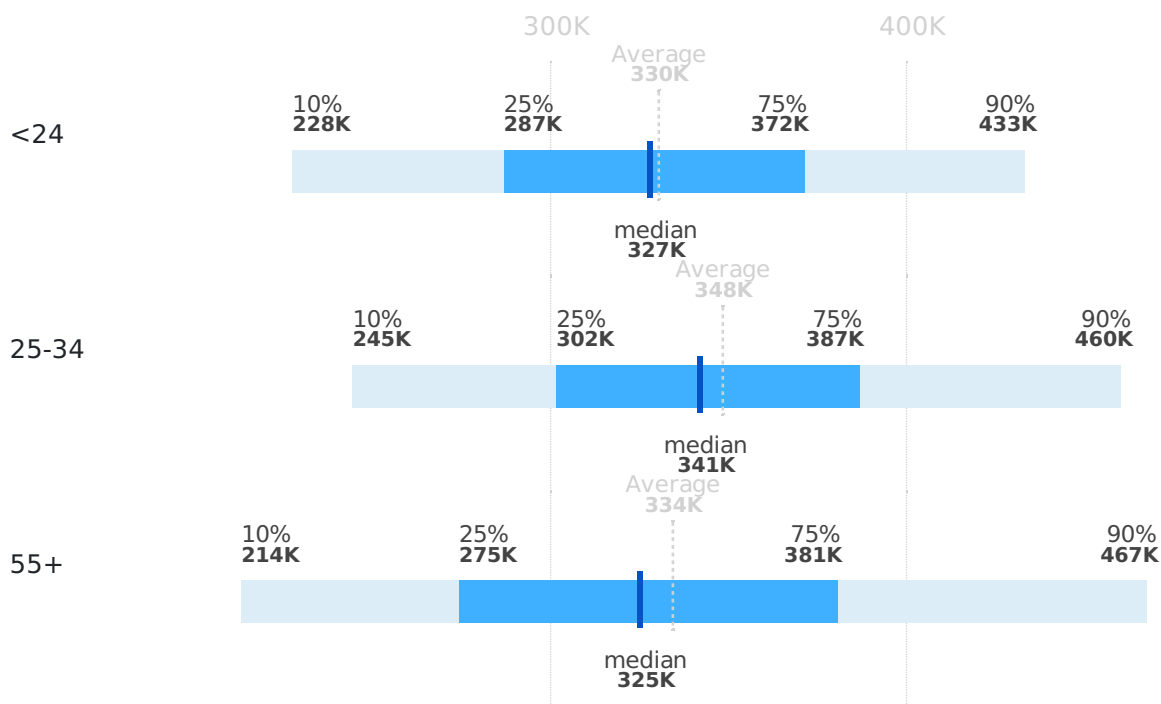
	Average	1st decile	1st quartile	median	3rd quartile	9th decile
Baranya county	334,144	253,311	283,528	321,439	394,891	514,914
Borsod-Abaúj-Zemplén county	333,197	237,126	277,228	311,660	382,399	517,086

	Average	1st decile	1st quartile	median	3rd quartile	9th decile
Budapest	343,850	227,758	300,753	342,291	369,153	407,786
Bács-Kiskun county	359,425	256,624	304,092	342,106	413,960	548,929
Békés county	308,010	219,422	257,394	299,878	366,669	473,025
Csongrád county	323,783	240,286	278,806	312,991	379,854	491,116
Fejér county	370,076	253,160	310,595	356,113	423,420	536,609
Győr-Moson-Sopron county	367,456	274,196	308,726	348,742	421,166	538,443
Hajdú-Bihar county	317,024	227,459	256,735	297,346	384,179	521,592
Heves county	351,343	232,389	282,580	338,849	418,619	517,439
Jász-Nagykun-Szolnok county	348,125	248,953	299,424	337,107	403,615	517,402
Komárom-Esztergom county	380,907	268,229	318,116	364,564	436,519	542,162
Nógrád county	309,719	236,973	261,846	298,283	376,847	484,038
Pest county	376,260	241,431	304,254	363,483	451,342	579,028
Somogy county	317,544	200,417	267,534	306,308	375,515	505,532
Szabolcs-Szatmár-Bereg county	319,000	250,100	273,267	303,013	378,261	502,428
Vas county	345,766	228,734	278,129	330,032	415,682	535,627

	Average	1st decile	1st quartile	median	3rd quartile	9th decile
Veszprém county	338,262	256,926	285,254	318,912	389,606	518,220

Salaries by age group

Region: Hungary



	Average	1st decile	1st quartile	median	3rd quartile	9th decile
<24	330,274	227,951	287,192	327,243	371,914	433,286
25-34	348,163	244,766	302,028	341,333	387,280	460,372
55+	334,104	213,660	274,653	324,594	381,194	467,437

Compensation mix

Variable salary component

20%

employees have stated that they are getting a variable salary component, and its middle value (median) is 21000 Ft per month.

Christmas bonus salary

3%

of employees state that they get Christmas bonus and that the average value of this bonus is 245000 Ft.

One year's bonuses

18%

of employees state that they receive a bonus and that the average value of this bonus is 190000 HUF.

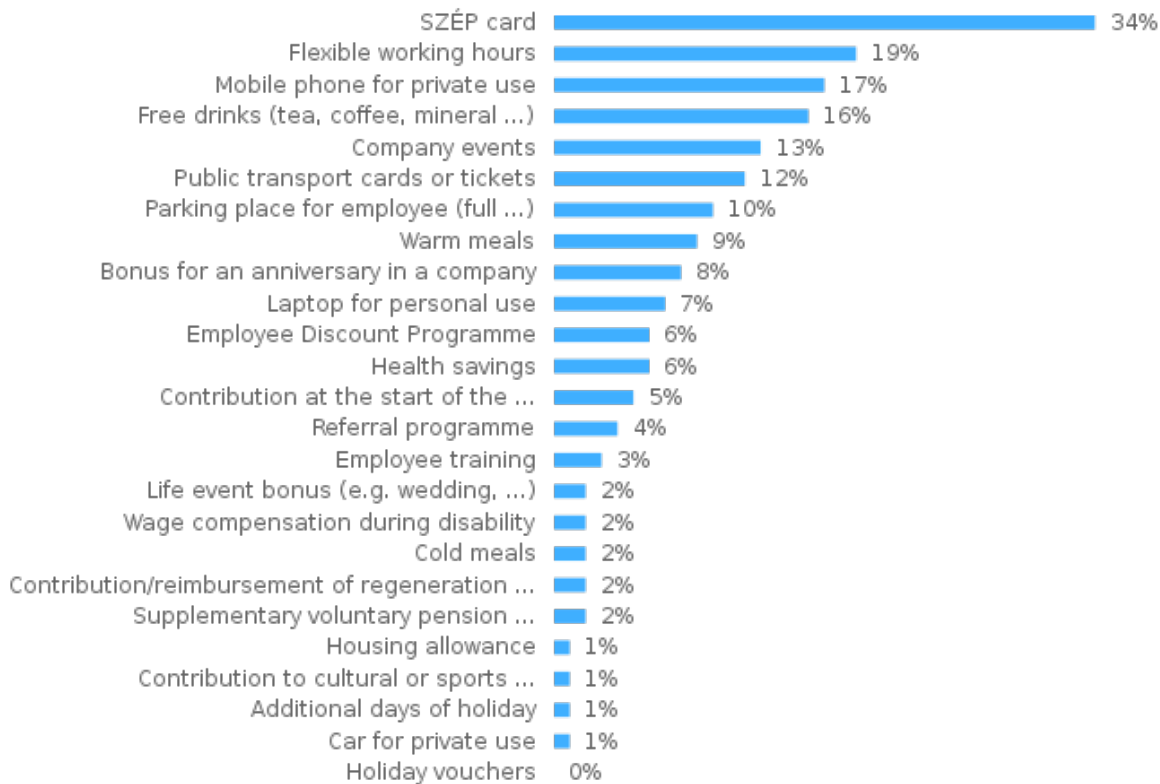
Non-financial benefits

Region: Hungary



65% of employees receive some non-financial benefits

Most common benefits



Contact

Dreamjo.bs Zrt.

sales@dreamjo.bs